

Hardware Suppliers
of America, Inc.



Norton

HSI Inventory Listing • AUGUST 2008

What you need.
When you need it.
Exactly how you want it.

www.HardwareSuppliers.com



What you need.
When you need it.
Exactly how you want it.

Norton

Inventoried Finishes

STANDARD SPRAYED FINISHES

689	Aluminum
690	Statuary Bronze
691	Dull Bronze
693	Black
696	Gold

PLATED FINISHES (Full Cover Only)

605E	Bright Brass
612E	Satin Bronze
613E	Oxidized Satin Bronze (Oil Rubbed)
625E	Bright Chrome
626E	Satin Chrome

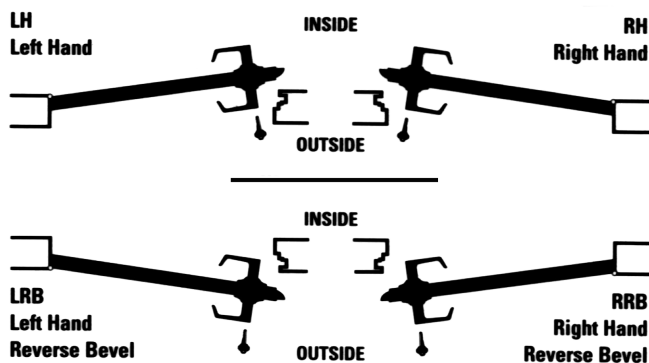
How to Order

Standard Ordering Example

Product Number	=	Series	+	Size	+	Finish	+	Options	+	Hand (as required)
Ex. 8501 HB 689		8501		Adj. 2-6		689		H-Hold Open BF-Barrier free		RH Right Hand LH Left Hand

How To Determine Hand of Door

For all swinging doors - viewing the door from the outside:
If the hinges are on the right side of the door, then the door is right handed. If the hinges are on the left side, then the door is left handed.





What you need.
When you need it.
Exactly how you want it.

1601 & 1601BF Series Utility/Storefront Door Closers





Application

Series 1601 & 1601BF door closers combine rugged durability, optimum control of swinging doors and a complete range of spring power adjustment.

Features

- 10 year limited warranty
- 1601BF complies with A.D.A. accessibility guidelines
- Standard, separate and independent, latch, sweep and backcheck intensity valves
- Non-Handed
- ANSI A156.4, Grade 1



1601 Series - Utility/Storefront Door Closers			Finish	
Product #	Description	689	690	
1601	Regular, Parallel, Top Jamb to 3" Reveal (Non-Hold Open)	•	•	
1601H	Regular, Parallel, Top Jamb to 3" Reveal (Hold Open)	•	•	
1605H	Regular, Parallel, Top Jamb to 3" Reveal; Size 5 spring (Hold Open)	⊛	⊛	
1601BF Series - Utility/Storefront Door Closers				
	1601BF	Regular, Parallel, Top Jamb to 3" Reveal, Barrier Free (Non-Hold Open)	•	•
	1601BFDA	Regular, Parallel, Top Jamb to 3" Reveal, Barrier Free: Delayed Action (Non-Hold Open)	•	

⊛ DWO - Discontinued When Out of Stock

1601 & 1601BF Series - Accessories				Finish	
Product #	Description	313	689	690	
1628H	Soffit Plate HO (Standard)	⊛			
1687	Top Jamb Drop Plate		⊛		
1688	Drop Plate			•	
2018S	Offset Soffit Plate		•		

⊛ DWO - Discontinued When Out of Stock



What you need.
When you need it.
Exactly how you want it.

1600BC Series Utility/Storefront Door Closers

Application

Series 1600BC door closers provide narrow styling and installation versatility. They have clean, distinct lines that blend well with aluminum doors and frames.

Features

- 10 year limited warranty
- Standard, separate and independent, latch, sweep and backcheck intensity valves
- Non-Handed
- ANSI A156.4, Grade 1



1600BC Series - Utility/Storefront Door Closers		Finish	
Product #	Description	689	690
1603BC	Regular, Parallel, Top Jamb to 3" Reveal; ANSI size 3	⊛	
1603BCH	Regular, Parallel, Top Jamb to 3" Reveal; ANSI size 3 (Hold Open)	•	
1604BCH	Regular, Parallel, Top Jamb to 3" Reveal; ANSI size 4	•	
1605BC	Regular, Parallel, Top Jamb to 3" Reveal; ANSI size 5	⊛	•
1605BCH	Regular, Parallel, Top Jamb to 3" Reveal; ANSI size 5 (Hold Open)	•	
1606BC	Regular, Parallel, Top Jamb to 3" Reveal; ANSI size 6	⊛	•

⊛ DWO - Discontinued When Out of Stock

1600BC Series - Accessories		Finish		
Product #	Description	313	689	690
1628H	Soffit Plate HO (Standard)	⊛		
1687	Top Jamb Drop Plate		⊛	
1688	Drop Plate			•
2018S	Offset Soffit Plate		•	

⊛ DWO - Discontinued When Out of Stock



What you need.
When you need it.
Exactly how you want it.


1700BC Series Light Commercial Door Closers

Application

Series 1700BC is intended for use on interior doors of apartments, hotels and other light duty commercial buildings. It offers an economical option for those doors in a building complex where a heavy duty, more sophisticated closer is not warranted.

Features

- 5 year limited warranty
- Independent adjustable sweep and latch speeds
- Non-Handed
- ANSI A156.4, Grade 2



1700BC Series - Light Commercial Door Closers		Finish
Product #	Description	689
1704BC	Regular, Parallel, Top Jamb NHO Closer; Size 4	•

No. 2 Door Holder		Finish
Product #	Description	689
2*	Door Holder	•

Note * - Specify handing LH or RH



What you need.
When you need it.
Exactly how you want it.

7500 & 7700 Series Institutional Door Closers



Application 7500 Series

Series 7500 is a Multi-sized Closer and is adjustable in a 1 thru 4 size range. The closers are narrow projection door controls: projection is just 2-1/8" from the surface of the door or the jamb.

Application 7700 Series

Series 7700 Sized Door Closer is a narrow protection closer with cover that offers the discerning designer a clean, unobtrusive installation.



Features

- 10 year limited warranty
- 7500 complies with A.D.A. accessibility guidelines
- Lighter-powered to reduce the door opening resistance to manageable levels for the handicapped and still provide door control.
- Standard, separate latch, sweep and backcheck intensity valves
- Covers finished to suit the decor of other hardware.
- Non-Handed
- ANSI A156.4, Grade 1

7500BF Series - Institutional Door Closers		Finish			
Product #	Description	689	690	605E	625E
7500BF	Regular, Parallel or Top Jamb to 3" Reveal; Barrier Free (Non-Hold Open)	•	•		
7500BFDA	Regular, Parallel or Top Jamb to 3" Reveal; Barrier Free, Delayed Action (Non-Hold Open)	•	•		
7500HBF	Regular, Parallel or Top Jamb to 3" Reveal; Barrier Free (Hold Open)	•	•		
7500HMBF	Regular, Parallel or Top Jamb to 3" Reveal; Barrier Free with Metal Cover (Hold Open)			•	⊛
7500MBF	Regular, Parallel or Top Jamb to 3" Reveal; Barrier Free with Metal Cover (Non-Hold Open)			•	•

⊛ DWO - Discontinued When Out of Stock

7700 Series - Institutional Door Closers		Finish	
Product #	Description	689	690
7705	Regular Arm & Top Jamb to 2-3/4" Reveal, ANSI size 5	•	⊛

⊛ DWO - Discontinued When Out of Stock

7500 & 7700 Series - Accessories		Finish	
Product #	Description	689	690
7788	Drop Plate for use where narrow top rail prevents closer from being mounted directly to the door surface. Fits rail 2-1/2" and up	•	
7700P	7500/7700 Series Plastic Covers - Painted		⊛

⊛ DWO - Discontinued When Out of Stock



What you need.
When you need it.
Exactly how you want it.

78B/F Series Specialty Door Closers

Application

Series 78B/F closers represent a combination of traditional styling and modern closer features. All closer sizes are contained within a single size aluminum alloy shell.

Features

- 10 year limited warranty
- Adjustable sweep/latch speed
- Adjustable backcheck cushioning
- Field Reversible Handing
- ANSI A156.4, Grade 3



78B/F Series - Specialty Door Closers		Finish	
Product #	Description	689	690
78BDPA	Parallel Arm; Spring size 2 thru 4	•	•
78BDRA	Regular Arm; Spring size 2 thru 4	•	•
78EFPA	Parallel Arm; Spring size 5 & 6	⊛	

⊛ DWO - Discontinued When Out of Stock

78B/F Series - Accessories		Finish	
Product #	Description	689	690
6BF	Adjustable Bracket	•	
7BF	Offset Adjustable Bracket	⊛	

⊛ DWO - Discontinued When Out of Stock



What you need.
When you need it.
Exactly how you want it.

7900 Series Overhead Concealed Closers

Application

Series 7900 closers are best suited for high-profile applications such as office buildings or conference centers where there is a need or desire for the closer to be concealed in the frame header. Once installed, only the solid one-piece arm is visible when the door is open; therefore, this unit provides a high degree of vandal resistance.

Features

- 10 year limited warranty
- Aluminum alloy shell
- Adjustable sweep/latch speed
- Adjustable backcheck cushioning and positioning
- Steel track and slider
- ANSI A156.4, Grade 1



7900 Series - Overhead Concealed Closers		Finish
Product #	Description	690
7905B*	Overhead concealed closer w/ dress plate, size 5 spring; Butt hung	•

Note *- Specify handing LH or RH



What you need.
When you need it.
Exactly how you want it.


8301 Series Architectural Door Closers

Application




Series 8301 closers feature springs that permit power adjustments through a range of sizes. These closers can be installed and adjusted to conform to the power requirements of conventionally sized closers.

Features

- 10 year limited warranty
- Standard, separate and independent, latch, sweep and backcheck intensity valves
- Staked valves
- Cast Aluminum Body
- 8301BF models ADA Compliant/ANSI A117.1
- Molded slim line plastic cover standard
- Non-Handed
- ANSI A156.4, Grade 1



8301 Series - Architectural Door Closers			Finish	
Product #	Description	689	690	
8303	Regular, Parallel or Top Jamb to 3" Reveal; ANSI Size 3 (Non-Hold Open)	•	•	
8305	Regular, Parallel or Top Jamb to 3" Reveal; ANSI Size 5 (Non-Hold Open)	•	•	
8305H	Regular, Parallel or Top Jamb to 3" Reveal; ANSI Size 5 (Hold Open)	•	•	
8306	Regular, Parallel or Top Jamb to 3" Reveal; ANSI Size 6 (Non-Hold Open)	•	•	

8301BF Series - Architectural Door Closers ; Accessibility Code Closer adjustable sizes 1 thru 4			Finish	
Product #	Description	689	690	
 8301BF	Regular, Parallel or Top Jamb to 2-3/4" Reveal (Non-Hold Open)	•	•	
 8301BFDA	Regular, Parallel or Top Jamb to 2-3/4" Reveal; Delayed Action (Non-Hold Open)	*		
 8301BFH	Regular, Parallel or Top Jamb to 2-3/4" Reveal (Hold Open)	•	•	

8501 Series Covers - Architectural Door Closers			Finish	
Product #	Description	689		
8400M	Full Metal - 3-7/8" high x 2-1/8" deep x 13-5/8" long	*		
8400P	Full Plastic - 2-7/8" high x 2-1/8" deep x 13" long	•		



What you need.
When you need it.
Exactly how you want it.


8501 Series Architectural Door Closers

Application

Series 8501 closers feature springs that permit power adjustments through a range of sizes. These closers can be installed and adjusted to conform to the power requirements of conventionally sized closers.

Features

- 10 year limited warranty
- Standard, separate & independent, latch, sweep & backcheck intensity valves
- Staked valves
- 8501BF ADA Compliant/ANSI 117.1
- Molded full plastic cover standard
- Non-Handed
- ANSI A156.4, Grade 1



8501 Series - Architectural Door Closers		Finish
Product #	Description	690
8501	Regular, Parallel or Top Jamb to 3" Reveal (Non-Hold Open)	⊛

⊛ DWO - Discontinued When Out of Stock

8501BF Series - Architectural Door Closers							Finish
Product #	Description	689	690	693	605E	625E	626E
8501BF	Regular, Parallel or Top Jamb to 3" Reveal; Barrier Free (Non-Hold Open)	•	•	•			
8501BFDA	Regular, Parallel or Top Jamb to 3" Reveal; Barrier Free; Delayed Action (N-H Open)	•	•				
8501HBF	Regular, Parallel or Top Jamb to 3" Reveal; Barrier Free (Hold Open)	•	•				
8501HMBF	Regular, Parallel or Top Jamb to 3" Reveal; Barrier Free; Metal Cover (Hold Open)				•	⊛	⊛
8501MBF	Regular, Parallel or Top Jamb to 3" Reveal; Barrier Free; Metal Cover (Non-Hold Open)				•	•	•

⊛ DWO - Discontinued When Out of Stock

8501 Series Covers - Architectural Door Closers		Finish
Product #	Description	689
8400M	Full Metal - 3-7/8" high x 2-1/8" deep x 13-5/8" long	⊛
8400P	Full Plastic - 2-7/8" high x 2-1/8" deep x 13" long	•



What you need.
When you need it.
Exactly how you want it.

Miscellaneous Parts and Accessories

Drop Plates

Drop Plates		Finish		
Product #	Description	689	690	613E
8146	Drop Plate			•
8148	Drop Plate	•	•	

Door Closer Paint

Door Closer Paint		Finish
Product #	Description	
1A	Aluminum Spray Paint	689
2B	Dull Bronze Spray Paint	691
5S	Statuary Bronze Spray Paint	690
6G	Gold Spray Paint	696

Parts

Parts		Finish			
Product #	Description	689	690	696	605E
SN134	Sex Nuts Only	•	•		⊛
SNB134	Sex Nuts and Bolts 1-3/4' Door	•	•	•	•
TBGN1600	Through-Bolts and Grommet Nuts - 1600 Series Closer	⊛	•		
TBGN7700	Through-Bolts and Grommet Nuts - 7700 Series Closer	•			

⊛ DWO - Discontinued When Out of Stock



Visit us online at www.HardwareSuppliers.com