


Hardware Suppliers  
of America, Inc.



**E-PLEX**®

BY KABA

HSI Inventory Listing • NOVEMBER 2007

What you need.  
When you need it.  
*Exactly* how you want it.



What you need.  
When you need it.  
*Exactly* how you want it.™

**E-PLEX**®  
BY KABA

# Order Instructions

## Finish

606 Satin Brass

626 Satin Chrome

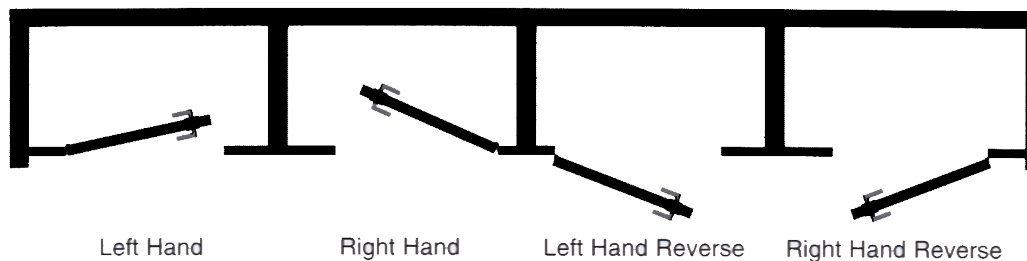
## Packaging Code

41 1 Each

Sample Order : E5010BWL62641

<b>E50</b>	<b>1</b>	<b>0</b>	<b>B</b>	<b>WL</b>	<b>626</b>	<b>41</b>
Model #	Function	Locking Device	Key Override (If Required)	Lever/Knob	Finish	Packaging Code

## Handing Chart





What you need.  
When you need it.  
*Exactly* how you want it.™

**E-PLEX**®  
BY KABA

# 2000 SERIES

The E-Plex 2000 Series electronic pushbutton lock eliminates the problems and costs associated with issuing, controlling and collecting keys and cards. With 100 access codes per door and four different authority levels, the E-Plex 2000 Series simplifies the management of doors.

## Cylindrical Locks

Model #	Description	Key Override	609	626	Packaging Code
<b>E2031LL</b>	Cylindrical lock • Cylindrical ½" throw latch floating face plate, 2¾" Backset • Lever-Long	n/a	•	•	41
<b>E2031XSLL</b>	Cylindrical lock • Cylindrical ½" throw latch floating face plate, 2¾" Backset • Key-in-Lever, Kaba Cylinder Included • Lever-Long	Schlage	•	•	41



**2000 Series**

### Features

- Light-duty commercial lockset
- Vandal resistant, 12 button, metal keys
- Weight: 8 lbs.

### Electrical Features

- Batteries: Four AA Alkaline batteries provide up to 180,000 cycles; lock data maintained if batteries fail
- Indicators: Audible and visual indicators; low battery visual indicator

### Installation

- Easily installs on wood or metal doors
- No wiring to or through door

### Certifications/Testing

- ADA
- UL 10C Fire-rated
- Indoor/Outdoor Approved -31° F (-35° C) to + 151° F (66° C)
- Warranty: Two-year built in warranty counter



What you need.  
When you need it.  
*Exactly* how you want it.™

# E-PLEX®

BY KABA

## 5000 SERIES

The E-Plex 5000 Series electronic pushbutton lock eliminates the problems associated with issuing, controlling and collecting keys and cards. With 100 access codes per door, an audit trail of the most recent 3000 lock events, and five different authority levels, the E-Plex 5000 Series simplifies the management of doors.

### Exit Trim

Model #	Description	Key Override	626	Packaging Code
<b>E5010BWL</b>	Exit Trim Only • Winston Lever	Best & Equivalents	●	41
<b>E5010SWL</b>	Exit Trim Only • Winston Lever	Schlage	●	41
<b>E5010XSWL</b>	Exit Trim Only • Kaba Cylinder (Included) • Winston Lever	Schlage	●	41

### Cylindrical Locks

<b>E5031BWL</b>	Cylindrical Lock • Cylindrical ½" throw latch floating face plate, 2¾ Backset • Winston Lever	Best & Equivalents	●	41
<b>E5031SWL</b>	Cylindrical Lock • Cylindrical ½" throw latch floating face plate, 2¾ Backset • Winston Lever	Schlage	●	41
<b>E5031XSWL</b>	Cylindrical Lock • Cylindrical ½" throw latch floating face plate, 2¾ Backset • Winston Lever	Schlage	●	41

### Mortise Locks

<b>E5066BWL</b>	American Steel Mortise Lock (ASM) • Mortise 1¼" face plate, No deadbolt • Non-Handed • Winston Lever	Best & Equivalents	●	41
<b>E5066SWL</b>	American Steel Mortise Lock (ASM) • Mortise 1¼" face plate, No deadbolt • Non-Handed • Winston Lever	Schlage	●	41
<b>E5066XSWL</b>	American Steel Mortise Lock (ASM) • Mortise 1¼" face plate, No deadbolt • Kaba Cylinder (Included) • Non-Handed • Winston Lever	Schlage	●	41
<b>E5067BWL</b>	American Steel Mortise Lock (ASM) • Mortise 1¼" face plate with deadbolt • Non-Handed • Winston Lever	Best & Equivalents	●	41
<b>E5067SWL</b>	American Steel Mortise Lock (ASM) • Mortise 1¼" face plate with deadbolt • Non-Handed • Winston Lever	Schlage	●	41
<b>E5067XSWL</b>	American Steel Mortise Lock (ASM) • Mortise 1¼" face plate with deadbolt • Kaba Cylinder (Included) • Non-Handed • Winston Lever	Schlage	●	41



**5000 Series**

#### Features

- Extra heavy-duty Grade 1 lock, solid cast housing
- Vandal resistant, 12 button, metal keys
- Weight: 8-10 lbs.

#### Electrical Features

- Batteries: Four AA Alkaline batteries provide up to 180,000 cycles; lock data maintained if batteries fail
- Indicators: Audible and visual indicators; low battery visual indicator

#### Installation

- Easily installs on wood or metal doors
- No wiring; fully contained electronics module located in front housing

#### Certifications/Testing

- ADA
- Three-hour UL/ULC fire door rating
- ANSI/BHMA, Grade 1 compliant
- Warranty: Three-year built in warranty counter

Call us toll free at 800-334-5625 or visit [www.hardware-suppliers.com](http://www.hardware-suppliers.com) for more information.



What you need.  
When you need it.  
Exactly how you want it.™

**E-PLEX**®  
BY KABA

# 5200 SERIES

The E-Plex 5200 Series electronic pushbutton lock eliminates the problems associated with issuing, controlling and collecting keys and cards. With 3,000 access codes per door, an audit trail of the last 30,00 events, and six different authority levels, the E-Plex 5200 Series simplifies the management of doors.

## Exit Trim

Model #	Description	Key Override	626	Packaging Code
<b>E5210BWL</b>	Exit Trim Only • Winston Lever	Best & Equivalents	●	41
<b>E5210SWL</b>	Exit Trim Only • Winston Lever	Schlage	●	41
<b>E5210XSWL</b>	Exit Trim Only • Kaba Cylinder (Included) • Winston Lever	Schlage	●	41

## Cylindrical Locks

<b>E5231BWL</b>	Cylindrical Lock • Cylindrical ½" throw latch floating face plate, 2¾" Backset • Winston Lever	Best & Equivalents	●	41
<b>E5231XSWL</b>	Cylindrical Lock • Cylindrical ½" throw latch floating face plate, 2¾" Backset • Kaba Cylinder (Included) • Winston Lever	Schlage	●	41

## Mortise Locks

<b>E5266BWL</b>	American Steel Mortise Lock (ASM) • Mortise 1¼" face plate, No deadbolt • Non-handed • Winston Lever	Best & Equivalents	●	41
<b>E5266SWL</b>	American Steel Mortise Lock (ASM) • Mortise 1¼" face plate, No deadbolt • Non-handed • Winston Lever	Schlage	●	41
<b>E5266XSWL</b>	American Steel Mortise Lock (ASM) • Mortise 1¼" face plate, No deadbolt • Non-handed • Winston Lever	Schlage	●	41
<b>E5267BWL</b>	American Steel Mortise Lock (ASM) • Mortise 1¼" face plate with deadbolt • Non-handed • Winston Lever	Best & Equivalents	●	41
<b>E5267SWL</b>	American Steel Mortise Lock (ASM) • Mortise 1¼" face plate with deadbolt • Non-handed • Winston Lever	Schlage	●	41
<b>E5267XSWL</b>	American Steel Mortise Lock (ASM) • Mortise 1¼" face plate with deadbolt • Non-handed • Kaba Cylinder (Included) • Winston Lever	Schlage	●	41



**5200 Series**

### Features

- Extra heavy-duty Grade 1 lock, solid cast housing
- Vandal resistant, 12 button, metal keys
- Weight: 8-10 lbs.
- Scheduling: Up to 16 access schedules may be programmed; Up to 32 holiday/vacation blocks may be programmed

### Electrical Features

- Batteries: Four AA Alkaline batteries provide up to 180,000 cycles; lock data maintained if batteries fail
- Indicators: Audible and visual indicators; low battery visual indicator

### Installation

- Easily installs on wood or metal doors
- No wiring; fully contained electronics module located in front housing

### Certifications/Testing

- ADA
- Three-hour UL/ULC fire door rating
- ANSI/BHMA, Grade 1 compliant
- Warranty: Three-year built in warranty counter



What you need.  
When you need it.  
Exactly how you want it.™

**E-PLEX**®  
BY KABA

# 5700 SERIES

The E-Plex 5700 Series electronic pushbutton lock eliminates the problems associated with issuing, controlling and collecting keys and cards. With 3,000 access codes per door, an audit trail of the last 30,00 events, and six different authority levels, the E-Plex 5700 Series simplifies the management of doors.

## Exit Trim

Model #	Description	Key Override	626	Packaging Code
<b>E5710BWL</b>	Exit Trim Only • Winston Lever	Best & Equivalents	●	41
<b>E5710SWL</b>	Exit Trim Only • Winston Lever	Schlage	●	41
<b>E5710XSWL</b>	Exit Trim Only • Kaba Cylinder (Included) • Winston Lever	Schlage	●	41

## Cylindrical Locks

<b>E5731BWL</b>	Cylindrical Lock • Cylindrical ½" throw latch floating face plate, 2¾" Backset • Winston Lever	Best & Equivalents	●	41
<b>E5731SWL</b>	Cylindrical Lock • Cylindrical ½" throw latch floating face plate, 2¾" Backset • Winston Lever	Schlage	●	41
<b>E5731XSWL</b>	Cylindrical Lock • Cylindrical ½" throw latch floating face plate, 2¾" Backset • Kaba Cylinder (Included) • Winston Lever	Schlage	●	41

## Mortise Locks

<b>E5766BWL</b>	American Steel Mortise Lock (ASM) • Mortise 1¼" Face plate, No deadbolt • Non-handed • Winston Lever	Best & Equivalents	●	41
<b>E5766SWL</b>	American Steel Mortise Lock (ASM) • Mortise 1¼" Face plate, No deadbolt • Non-handed • Winston Lever	Schlage	●	41
<b>E5766XSWL</b>	American Steel Mortise Lock (ASM) • Mortise 1¼" Face plate, No deadbolt • Non-handed • Kaba Cylinder (Included) • Winston Lever	Schlage	●	41
<b>E5767BWL</b>	American Steel Mortise Lock (ASM) • Mortise 1¼" Face plate with deadbolt • Non-handed • Winston Lever	Best & Equivalents	●	41
<b>E5767SWL</b>	American Steel Mortise Lock (ASM) • Mortise 1¼" Face plate with deadbolt • Non-handed • Winston Lever	Schlage	●	41
<b>E5767XSWL</b>	American Steel Mortise Lock (ASM) • Mortise 1¼" Face plate with deadbolt • Non-handed • Kaba Cylinder (Included) • Winston Lever	Schlage	●	41



**5700 Series**

### Features

- Extra heavy-duty Grade 1 lock, solid cast housing
- Vandal resistant, 12 button, metal keys
- Weight: 8-10 lbs.
- Scheduling: Up to 16 access schedules may be programmed; Up to 32 holiday/vacation blocks may be programmed

### Electrical Features

- Batteries: Four AA Alkaline batteries provide up to 180,000 cycles; lock data maintained if batteries fail
- Indicators: Audible and visual indicators; low battery visual indicator

### Installation

- Easily installs on wood or metal doors
- No wiring; fully contained electronics module located in front housing

### Certifications/Testing

- ADA
- Three-hour UL/ULC fire door rating
- ANSI/BHMA, Grade 1 compliant
- Warranty: Three-year built in warranty counter

Call us toll free at 800-334-5625 or visit [www.hardware-suppliers.com](http://www.hardware-suppliers.com) for more information.



What you need.  
When you need it.  
Exactly how you want it.™

# SOFTWARE

## 5000 Series Software

### Software

- Point-and click Microsoft Excel™ based software requires no special knowledge to operate
- Manages up to 100 unique Access Codes (PINs) per door
- Manages up to 10,000 doors
- Includes optional built-in random PIN code generator
- User information can be imported from existing database and spreadsheets

### Lock Communication

- Locks programmed and audits downloaded with handheld PDA running Palm 4.0 or higher
- Communicates through infrared data transfer by pointing PDA at lock's transfer window - No equipment required
- PDA quickly reads and displays lock's battery status without having to access door

### Audit

- Locks record last 3,000 events to provide increased accountability
- Audit includes records of mechanical key override use
- Audits are down-loaded to Excel spreadsheets

### Authority Levels

- Five levels control who has access to specific lock functions. Levels are: Master, Manager, Access User, Service Level and Communication Level

### Operation Modes

- Three modes to accommodate security and convenience needs during the business day. Modes are: PIN Access Passage, and Lockout

### Compatibility

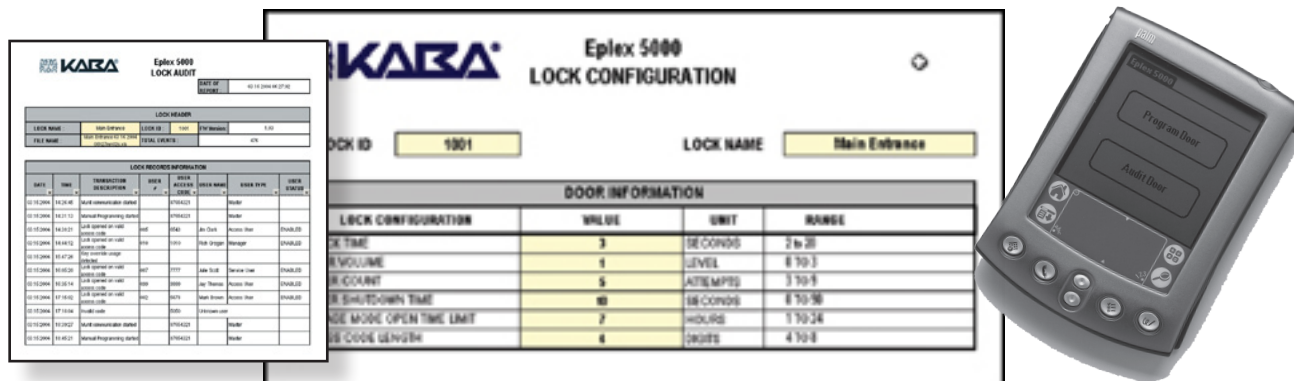
- Computer Processor - Pentium class Microsoft Windows based personal computer
- Memory - RAM - 128 Megabytes or greater; Hard Disk - 500 Megabytes or greater
- Drive - CD-ROM or DVD Drive
- Operating System - Microsoft Windows™ 98 SE, NT SP, 2000, XP Home & Pro (**NOT SUPPLIED**)
- Microsoft Excel™ Excel 97 or newer (**NOT SUPPLIED**)
- Handheld PDA - Palm Operating System 4.X or 5.X (**NOT SUPPLIED**)

EP0100SW

## 5200/5700 Series Software

- E-Plex 5200/5700 Advanced Access Control Software
- Same specifications as EP0100SW
- 3,000 Users

EP3000SW





Visit us online at [www.HardwareSuppliers.com](http://www.HardwareSuppliers.com)